

# RESPOND 10

Pass out leaflets, scissors, markers, and clear tape.

Unfold and tear off leaflet square.

1. Draw a simple border around the edge of a poster board sheet to make it look like a flat-screen television.
2. Cut two, parallel 12-inch slits in the poster board, 12 inches apart, to create the screen area of the television.
3. **We are going to produce the “God Never Gives Up!” newscast. You are a news reporter who was an eyewitness to one part of our story.**
4. Give each kid one part of the story to draw on their leaflet and talk about during the newscast.
5. When kids are finished drawing, tape the leaflets together side by side, in order.
6. Thread the beginning of the leaflet strip through the slits in the poster board from right to left.
7. As each leaflet appears “on-screen,” invite the “reporter” who drew that image to describe what they saw happening.
8. **How do you think Jonah felt at the end of the story? Why? What do you think the Ninevites felt? Why does God give second chances?**

# LAUNCH 10

Circle up with kids for a quick review.

**Point to something green for Epiphany.** Allow kids to point out green objects in your space. **Today we saw how Victor responded when he got a second chance. We reported about Jonah and the people of Nineveh and played a game with beanbags. Who got a second chance from God?** Allow kids to respond.

Pass out leaflet panels, scissors, and paper clips.

**Cut out the tickets and clip them together. Give three tickets to other people. Invite them to use a ticket when they want a second chance. Save one to use for yourself when you want a second chance from someone.**

Send kids out.

Gather the kids in a circle. Swirl the lighted flashlight around all of the kids while saying, **“Shine God’s light wherever you go!”**

Pray together: **Dear God, thank you for giving Jonah a second chance. Thank you for giving me a second chance! Amen.**

Thank kids for giving each other second chances. Remind them of the Family Square on the other side of the leaflet.

# Jonah in Nineveh

RELUCTANCE • EPIPHANY 3 • YEAR B

JONAH 3:1-5, 10

Grades  
1-2



## What is happening in this story?

The book of Jonah is unique. It’s a four-chapter book that tells one continuous story about a guy named Jonah who was perhaps one of the most reluctant prophets. The story doesn’t end with the fish spewing out Jonah. Jonah tried to run away, but God kept at him. Jonah eventually agrees, even with an angry attitude, and is successful in spite of himself. The Ninevites receive God’s mercy and grace. Jonah was an instrument of God even when Jonah was not cooperating.

## Why does this story matter for kids?

Kids likely haven’t had this experience of running away from God’s call, but they know what it’s like to do things that aren’t fun because their parents or teachers ask it of them. Doing the right thing is hard. Sometimes we need second chances to get “doing the right thing” right. The faithful action may not be the easiest one, but God loves us even when we need those second, or more, chances.

## What is the lectionary connection?

The season of Epiphany is filled with call stories—from reluctant prophets to Jesus’ disciples to early Christians. All of the stories may seem different from each other, but the common theme is that God calls humans to work with God!

## AGE LEVEL TIP

Do not give kids choices when there are none. Asking, “Would you like to watch the video now?” might be met with a loud “No!” Instead, make simple, clear, and positive statements such as, “First we’re going to watch the video. Then we will take a break.”



## GENERAL SUPPLIES

- Markers
- Construction paper (green)
- Masking tape
- Scissors
- Clear tape

## LESSON SUPPLIES

- Pushpins
- Magazines
- Flashlight
- Beanbags
- Poster board (black)
- Paper clips

WHIRL SUPPLIES • WHIRL STORY BIBLES • DVD • WALL CHART • LEAFLETS

## Do some kids arrive early? Try this.

Invite kids to draw a simple object on a piece of green paper. When drawings are finished, have kids place their paper on top of a magazine, then use a pushpin to make holes along the outline of their drawing. Hold it up to see the light shine through!

## Invite kids to gather near the Wall Chart.

Point out today's date, church season (Epiphany), color (green), and icon (star). **We are in the season of Epiphany and this season's color is green! But it's not the same green as the Season after Pentecost. Name some things that are green.** Allow kids to respond. **Green reminds us of things that grow, just like our faith grows. Let's color the whole wedge green today!** Have kids take turns coloring until the entire wedge is filled.

Kids take turns swirling a lighted flashlight on the ceiling while saying, "I'll shine God's light wherever I go!"

## Pass out leaflets and markers.

**Put on your detective hats, because we have a picture puzzle to solve! Let's look at each set of pictures and find out what they stand for.** Solve the puzzle together as follows: tree-tr=ee, pig-g=pi, fan, knee (epiphany). **We are in the season of Epiphany.**

**Now let's practice spelling the word correctly.** Help kids write Epiphany on their leaflets by spelling the word, one letter at a time. Challenge the class to spell together by thinking of each letter in order. **Let's say the word together: Epiphany!** Collect their leaflets until Respond.


## Gather kids around the screen where you'll watch the video.

**The kids are playing a game of kickball that takes an interesting turn. Let's see what happens.**

View Episode 10, "Incredulous Intervention," on the Whirl Year B Winter PreK–Grade 2 DVD.

Ask kids these questions about the video:


- **Why does Otto want to talk to Victor?**
- **What did Victor do when Ada said his tricks were mean?**
- **What could you do if someone like Victor was bothering you?**
- **Do you think a person can change their behavior? Why or why not?**



## Pass out Whirl Story Bibles to kids.

**Let's find our story today!** Open your Bible with kids to "Second Chances" on page 158. Start by pointing out the graphic that shows the star in the green circle for the Season after Epiphany. Before you read, invite kids to look for Jonah going to the ship, Jonah being spit out of a fish, and the people of Nineveh praying.

Read the story and Ada and Otto's questions and comments on each page.



## Ask these questions after you read the story:

- **What did God tell Jonah to do?**
- **Why do you think God rescued Jonah?**
- **Who else got a second chance in the story?**
- **Why do you think God gives people second chances?**

## Play together.

Play Second Chance Beanbags. Use masking tape to make four lines on the floor, each one farther than the other. Label the lines Ship, Fish, Beach, and Nineveh. Have kids take turns tossing a beanbag (Jonah) as far as they can. Kids whose beanbag lands on Nineveh leave the group to cheer others on. Everyone else gets another chance. Play until everyone has made it to Nineveh.

## BIBLE BIT

The Hebrew word *dahg* and the Greek word *ketos* are both used to describe the large sea creature that swallowed Jonah. The Bible does not tell us what species it was.

## WATCH IT AGAIN

**What reasons does Victor give for his behavior? What could have happened if no one talked to him about his behavior?**

## OUR CHURCH

Locate some of the crosses in your gathering space or throughout the church. Talk about how Jesus gives us second chances too.

# Jonah in Nineveh

EPIPHANY 3  
JONAH 3:1-5, 10



This week's theme is **RELUCTANCE**.  
Jonah was an unwilling prophet who ended up in a fish belly, but there's more to the story! Try these activities to learn more about what happened with Jonah.

## Punishing Questions

Ask family members about a time when they did something wrong and deserved to be punished but weren't. What did that feel like? Why did God choose not to punish the Ninevites?

## Fast(ing) Family

In Jonah 3:5, the people of Nineveh "proclaimed a fast." If family members' health allows, try fasting by not eating dinner one night, going without snacks for several hours, or giving up a certain type of food for the entire week.

## Sackcloth Q & A

Do some online research to learn more about sackcloth. What is it made of? How is it used? Why do you think people in the Bible wore sackcloth to show they obeyed God?

## Repentance → Forgiveness

When the people of Nineveh repented, God forgave. Talk about times when it is easy to forgive others, and times when it is hard to forgive others. What is the difference?

## A Long Walk

Calculate the distance of a "three day's walk" like Jonah walked. Choose a walking speed and assume you walk for 8 hours in a day. How far could you walk? How large in diameter might the city of Nineveh be? How many people do you think could have lived in Nineveh in Bible times?

## You Want Me to Do What?

Jonah was reluctant to share God's message—but he did. Can family members think of other people in the Bible who were reluctant at first to answer God's call?

## Season of Light

Epiphany is a longer season than Advent or Christmas. How is your family enjoying this season of light together? Try lighting a candle during mealtime or placing a nightlight in the hallway to remind family members of the season.

This week our family is praying for . . .



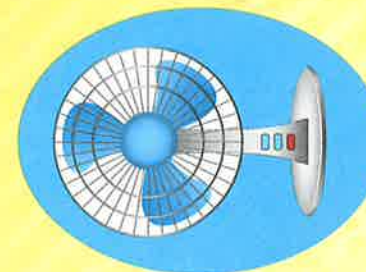
# Jonah in Nineveh

EPIPHANY 3 • RELUCTANCE

Grades  
1-2



3



second



Chance

second



Chance

second



Chance

second



Chance

